

Fork light barriers for label sensing OPF Label Series

- Simple and quick installation
- Teach-In
- Detection of labels with infrared light
- Fork widths 2mm and 5mm
- High switching frequency 3kHz
- Water proof, IP 67, robust



download data sheet on
your smart phone with
a QR-Code scanner app.



Technical data

		OPF 02 TA 24 C	OPF 05 TA 24 C
Fork width	mm	2	5
Power supply voltage	VDC		10...35
Emitted light	-		Infrared
Output	-		PNP, NO/NC switchable
Status indicator	-		LED yellow
Output current	mA		max. 200, short circuit proof
Mean consumption	mA		<35
Voltage drop	V		<2.0
Switching speed	kHz		3
Resolution, smallest object	mm		0.5
Sensitivity	-		fully automatic Teach-In
Hysteresis	mm		0.1
Reproducibility	mm		0.1
Ambient temperature	°C		-10...+60
Ambient light immunity	Lx		100'000
Insulation voltage indurance	V		500
Protection class	-		IP67
Housing material	-		Zinc die-cast, black lacquered
Electrical connection	-		M8 connector 3-pin

Description

The OPF label fork light barriers with teach-in function allow quick and easy installation in label processing systems. The sensor detects the gap between labels. Thanks to infrared light the barrier has high penetration power.

Output function

The output function (NO or NC) can be selected with the rotational switch which is closest to the connector. This switch shall always be either at the left or the right stop:

- Left stop = NO
- Right stop = NC

The fork light barriers are configured as standard with NO output. The potentiometer for output function is covered with a rubber cap. For switching the function the cap has to be removed with a small screw driver.

Teach-In

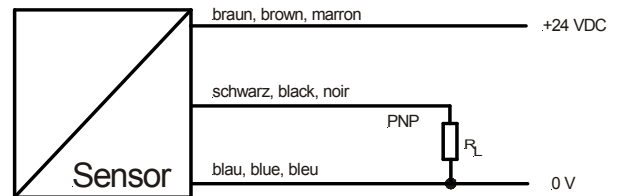
The yellow teach button has to be pressed for min. 2s, until the teach LED is flashing. Then several labels (min. 2) are being guided through the barrier. When the gaps and labels are taught, the LED stops flashing, and the connector LED flashes twice.

Mounting

Mounting happens with M5 screws. Parasitic light focussed directly into the receiver should be avoided.

Electrical connection

The electrical connection is done with a 3-pin cable with M8 connector.



Cable

The fork barriers have a 3-pin M8 connector for screw mounting. Cables have to be ordered separately.

Scope of delivery

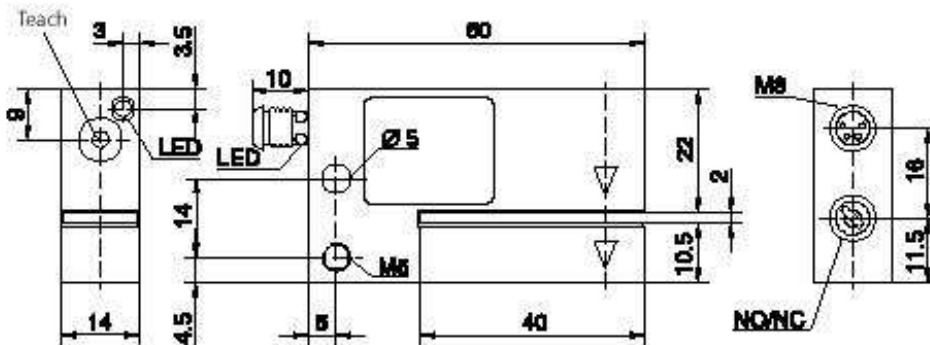
- Fork light barrier

Accessories (see also data sheet (,ACC'))

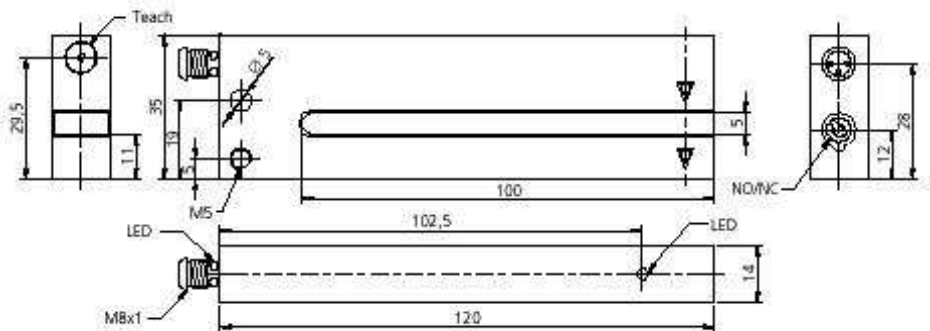
PUR cable 3-pin with M8 screw connector

with straight connector: l=2m Type KAB 2K3VGPUR
l=5m Type KAB 5K3VGPUR

with 90° connector: l=2m Type KAB 2K3VWPUR
l=5m Type KAB 5K3VWPUR



OPF 02 TA 24 C



OPF 05 TA 24 C